




Rüebli drucken, ausschneiden und an einem Zahnstocher befestigen






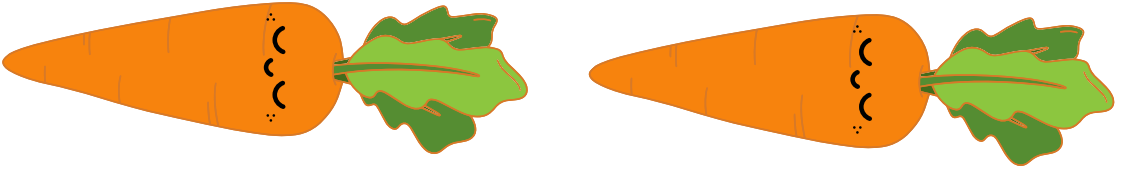
© Bakery Kitchen GmbH



Rüebli drucken, ausschneiden und an einem Zahnstocher befestigen



Rüebli drucken, ausschneiden und an einem Zahnstocher befestigen



Rüebli drucken, ausschneiden und an einem Zahnstocher befestigen